





First Chord Progressions

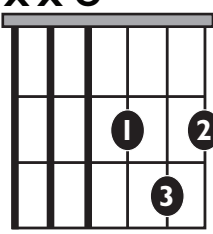
A chord progression is just two or more chords played one after the other. Most pop songs are made up of three to six chords that repeat in some sort of a pattern.

The chord progression below uses just two chords, “D” and “A.”  that appears at the end of the progression is called a repeat sign. It is there to tell you to start over again from the beginning of the progression.

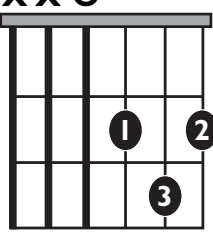


The bars to the left here are called a measure. Each measure gets four beats which we count as “1, 2, 3, 4.” You will see that there are eight measures in this song that get repeated many times.

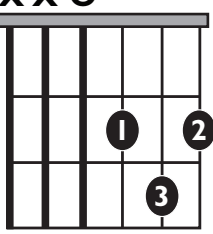
D
xxo



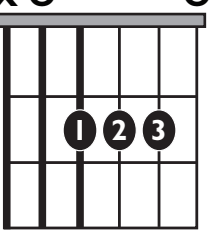
D
xxo



D
xxo




A
xo o




||: / / / / | / / / / | / / / / | / / / / |


A
xo o



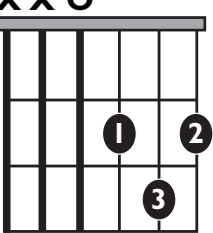
A
xo o



A
xo o



D
xxo



| / / / / | / / / / | / / / / | / / / / :||



First Chord Progressions

The chord progression below uses the same two chords as the last one (“D” and “A”) but this time they are in a different order.

D
x x o

||: / / / / | / / / / | / / / / | / / / / :||

A
x o o

||: / / / / | / / / / | / / / / | / / / / :||

D
x x o

||: / / / / | / / / / | / / / / | / / / / :||

A
x o o

||: / / / / | / / / / | / / / / | / / / / :||

Try this Chord Progression with the following rhythms.

1 2 3 4
rhythm A

1 2 **3** 4
rhythm C

1 2 3 4
rhythm D