

LESSON PLAN: The Famous 4 Chord Songs

Objective:

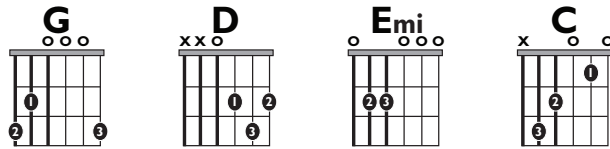
Students will be able to play and recognize the chord progression used most often in popular music today.

Resources:

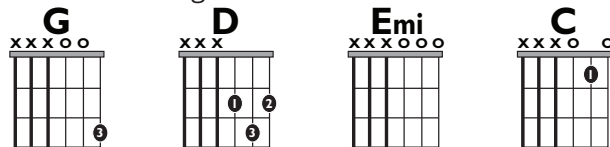
Any song charts and/or lyrics to the following songs: Where is the Love by The Black Eyed Peas, I'm Yours by Jason Mraz, She Will Be Loved by Maroon 5, Edge of Glory by Lady GaGa, With or Without You by U2, Don't Stop Believing by Journey, etc. More song titles are available in our online songbook by clicking on "Chord Progression" and looking for "Axis of Awesome" songs.

Procedures:

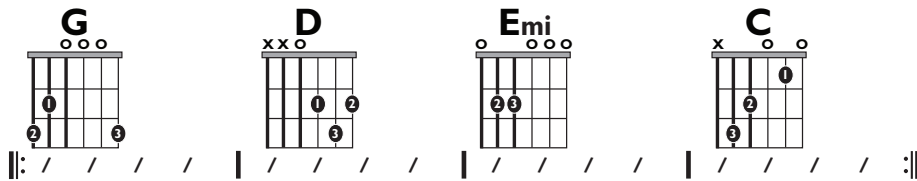
- 1 Make sure students are able to play all 4 of the chords used in this famous chord progression.



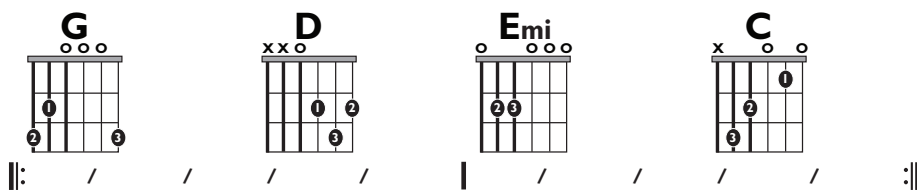
- 2 Beginner students may prefer to use the 1 easy versions of these chords. The only chord requiring more than one finger will be the D chord.



- 3 In a lot of songs the chords are 4 beats long.



- 4 Other songs make the chords change quicker by having two chords per bar.



In the style of: "Let it Be" by the Beatles, "Land Down Under" by Men at Work, "When I Come Around" by Green Day

National Core Arts Standards (Music):

Anchor Standard 4: Select, analyze, and interpret artistic work for presentation. Example: General Music MU:Pr4.2.3 a. Demonstrate understanding of the structure in music selected for performance. Common Core Correlation: CCSS.ELA-Literacy.CCRA.SL.2 Integrate and evaluate information presented in diverse media and formats, including visually, quantitatively, and orally.

