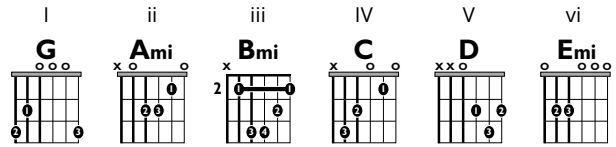
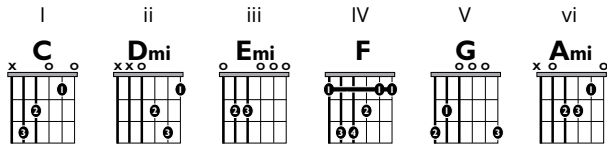




# WORKSHEET: Chord Tic-Tac-Toe

## Key of C

## Key of G

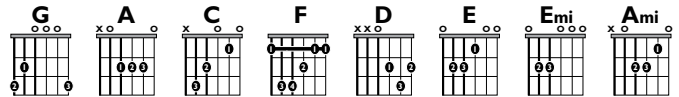
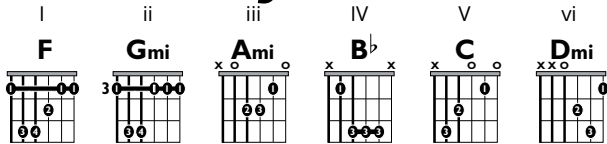


<b>C</b>   / / / /	<b>Dmi</b>   / / / /	<b>Emi</b>   / / / /
<b>F</b>   / / / /	<b>G</b>   / / / /	<b>Ami</b>   / / / /
<b>Ami</b>   / / / /	<b>C</b>   / / / /	<b>F</b>   / / / /

<b>Bmi</b>   / / / /	<b>Ami</b>   / / / /	<b>G</b>   / / / /
<b>Emi</b>   / / / /	<b>D</b>   / / / /	<b>C</b>   / / / /
<b>C</b>   / / / /	<b>G</b>   / / / /	<b>Emi</b>   / / / /

## Key of F


## Key Mashup



<b>Bb</b>   / / / /	<b>C</b>   / / / /	<b>Ami</b>   / / / /
<b>Dmi</b>   / / / /	<b>Gmi</b>   / / / /	<b>F</b>   / / / /
<b>F</b>   / / / /	<b>Bb</b>   / / / /	<b>Dmi</b>   / / / /

<b>G</b>   / / / /	<b>A</b>   / / / /	<b>C</b>   / / / /
<b>F</b>   / / / /	<b>D</b>   / / / /	<b>E</b>   / / / /
<b>Emi</b>   / / / /	<b>C</b>   / / / /	<b>Ami</b>   / / / /

### Directions

1. Pick a tic-tac-toe board!
2. Go in all directions to play each combination of 3 chord/4 measure progressions, and pick a favorite!   
Note: Try to find the three bar pattern. How does it sound?
3. Try to combine 2 lines to make a longer 6 chord/8 measure progression!
4. Add lyrics and a melody to make a song.



# WORKSHEET: Chord Tic-Tac-Toe

	i	ii	iii	IV	V	vi
Guitar	<b>C</b> 	<b>Dmi</b> 	<b>E mi</b> 	<b>F</b> 	<b>G</b> 	<b>A mi</b> 
Easy Guitar	<b>C</b> 	<b>Dmi</b> 	<b>E mi</b> 	<b>F</b> 	<b>G</b> 	<b>A mi</b> 
Keyboard	<b>C</b> 	<b>Dmi</b> 	<b>E mi</b> 	<b>F</b> 	<b>G</b> 	<b>A mi</b> 
Bass	<b>C</b> 	Open <b>D</b> 	Open <b>E</b> 	<b>F</b> 	<b>G</b> 	Open <b>A</b> 

<b>C</b>   / / / /	<b>Dmi</b>   / / / /   / / / /	<b>E mi</b>   / / / /
<b>F</b>   / / / /   / / / /	<b>G</b>   / / / /	<b>A mi</b>   / / / /
<b>A mi</b>   / / / /	<b>C</b>   / / / /	<b>F</b>   / / / /   / / / /

### Directions

1. Go in all directions to play each combination of 3 chord/4 measure progressions, and pick a favorite.

Note: Try to find the three bar pattern. How does it sound?

2. Try to combine 2 lines to make a longer 6 chord/8 measure progression!

3. Add lyrics and a melody to make a song.

COMPOSITION



# WORKSHEET: Chord Tic-Tac-Toe

Guitar	i <b>G</b> 	ii <b>A<sub>mi</sub></b> 	iii <b>B<sub>mi</sub></b> 	IV <b>C</b> 	V <b>D</b> 	vi <b>E<sub>mi</sub></b> 
Easy Guitar	<b>G</b> 	<b>A<sub>mi</sub></b> 	<b>B<sub>mi</sub></b> 	<b>C</b> 	<b>D</b> 	<b>E<sub>mi</sub></b> 
Keyboard	<b>G</b> 	<b>A<sub>mi</sub></b> 	<b>B<sub>mi</sub></b> 	<b>C</b> 	<b>D</b> 	<b>E<sub>mi</sub></b> 
Bass	<b>G</b> 	Open <b>A</b> 	<b>B</b> 	<b>C</b> 	Open <b>D</b> 	Open <b>E</b> 

<b>B<sub>mi</sub></b>   / / / /	<b>A<sub>mi</sub></b>   / / / /   / / / /	<b>G</b>   / / / /
<b>E<sub>mi</sub></b>   / / / /   / / / /	<b>D</b>   / / / /	<b>C</b>   / / / /
<b>C</b>   / / / /	<b>G</b>   / / / /	<b>E<sub>mi</sub></b>   / / / /   / / / /

### Directions

1. Go in all directions to play each combination of 3 chord/4 measure progressions, and pick a favorite! **↑↖↙↘↓↗→↘**  
Note: Try to find the three bar pattern. How does it sound?
2. Try to combine 2 lines to make a longer 6 chord/8 measure progression!
3. Add lyrics and a melody to make a song.